

CASTOR 3 MINI ROUND TILT

RECESSED ROUND TILT
DOWNLIGHT LUMINAIRE



- Compatible with 35 and 50 series LED modules
- Colour temperature options: 2700K, 3000K, 3500K, 4000K, 5000K, tuneWHITE™, WARM DIM, flexiK
- Colour rendering index: 85 or 95
- Up to 50,000 hours L80 lamp life with LM80 tested LED chip packages
- Beam pattern options: 10°, 20°, 35°, 60° (depending on LED module)
- Luminous flux: 310lm to 1600lm (depending on LED module)
- Supplied with non-dimmable or phase/0-10V/DALI dimmable LED driver
- 77mm cutout
- +20° tilt
- ATePS™ Automated Thermal Protection System
- ComfyEYE, reduced flicker percentage
- X-BEAM, maximising light output ratio with converging optical lens
- Interchangeable LED module system
- Optional linear spread lens, colour, light effect filters and honeycomb anti-glare louvre



The information above is at nominal values accuracy of +/-7%.

FIXTURE
COLOUR OPTIONS



Matt White



Matt Black

REFLECTOR
COLOUR OPTIONS



Matt White



Matt Black

tuneWHITE™ and flexiK are recommended to pair with Soft Lens for better colour mixing effect.

AVAILABLE OPTIONS

LED MODULE



MR16



35/50N



50C/P

TEMPERATURE



ProART



tuneWHITE™



WARM DIM



flexiK

DRIVER



(ND)



(PH)



(AN)



(DA)

ACCESSORIES



Honeycomb
Anti-Glare Louvre



Soft Lens

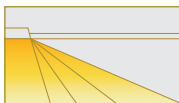


Linear
Spread Lens

BEAM ANGLE

SINGLE CCT

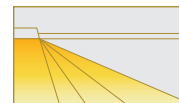
35 NEST / 50 NEST / 50 CLASSIC / 50 PRO



10° 20° 35° 60°

WARM DIM

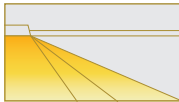
35 NEST / 50 NEST



10° 20° 35° 60°

tuneWHITE™

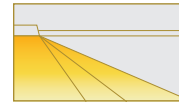
50 NEST / 50 PRO



20° 35° 60°

WARM DIM

50 PRO

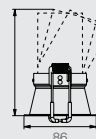


20° 35° 60°


DIMENSIONS (MM)

*Displayed height measurements are for highest point of tilting.

| | |
|-------|-------|
| 35N | : 95 |
| 50N | : 120 |
| 50C/P | : 120 |
| MR16 | : 95 |



86

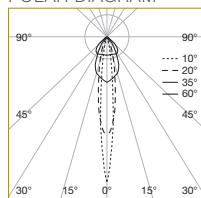


(refer to module driver dimensions)

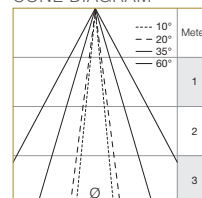
CASTOR 3 MINI

50 PRO

POLAR DIAGRAM



CONE DIAGRAM



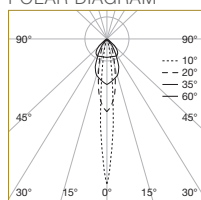
Ø = DIAMETER

| | E _{max} (lx) | | | |
|-------------|-----------------------|---------|------|-------|
| | 10° | 20° | 35° | 60° |
| E (0°) | 9836 | 9043 | 3748 | 1298 |
| Cone DØ (m) | 0.19 | 0.26 | 0.58 | 1.09 |
| E (0°) | 2459 | 2260.75 | 937 | 324.5 |
| Cone DØ (m) | 0.38 | 0.52 | 1.16 | 2.18 |
| E (0°) | 1093 | 1005 | 416 | 144 |
| Cone DØ (m) | 0.57 | 0.78 | 1.74 | 3.27 |

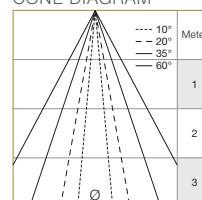
Correction Factor : 50C - f = 0.8
50N - f = 0.63
35N - f = 0.5

50 NEST WARM DIM

POLAR DIAGRAM



CONE DIAGRAM



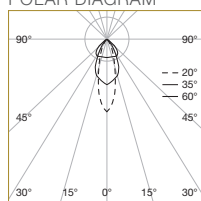
Ø = DIAMETER

| | E _{max} (lx) | | | |
|-------------|-----------------------|--------|-------|-------|
| | 10° | 20° | 35° | 60° |
| E (0°) | 3178 | 1785 | 1050 | 365 |
| Cone DØ (m) | 0.19 | 0.35 | 0.58 | 1.09 |
| E (0°) | 794.5 | 446.25 | 262.5 | 91.25 |
| Cone DØ (m) | 0.38 | 0.70 | 1.16 | 2.18 |
| E (0°) | 353 | 198 | 117 | 41 |
| Cone DØ (m) | 0.57 | 1.05 | 1.74 | 3.27 |

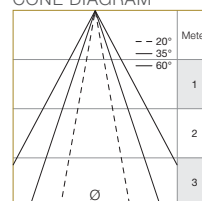
Correction Factor : 35N - f = 0.74

50 PRO WARM DIM

POLAR DIAGRAM



CONE DIAGRAM

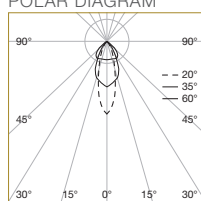


Ø = DIAMETER

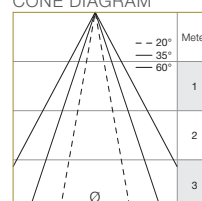
| | E _{max} (lx) | | |
|-------------|-----------------------|-------|--------|
| | 20° | 35° | 60° |
| E (0°) | 4887 | 2874 | 995 |
| Cone DØ (m) | 0.35 | 0.58 | 1.09 |
| E (0°) | 1221.75 | 718.5 | 248.75 |
| Cone DØ (m) | 0.70 | 1.16 | 2.18 |
| E (0°) | 543 | 319 | 111 |
| Cone DØ (m) | 1.05 | 1.74 | 3.27 |

50 PRO tuneWHITE™

POLAR DIAGRAM



CONE DIAGRAM




Ø = DIAMETER

| | E _{max} (lx) | | |
|-------------|-----------------------|--------|-------|
| | 20° | 35° | 60° |
| E (0°) | 4249 | 2499 | 866 |
| Cone DØ (m) | 0.35 | 0.58 | 1.09 |
| E (0°) | 1062.25 | 624.75 | 216.5 |
| Cone DØ (m) | 0.70 | 1.16 | 2.18 |
| E (0°) | 472 | 278 | 96 |
| Cone DØ (m) | 1.05 | 1.74 | 3.27 |

Correction Factor : 50N - f = 0.6

CASTOR 3 MINI

ORDERING MATRIX CHART



| FIXTURE | | | | | | | SINGLE CCT LED MODULE | | | | DRIVER |
|---|--------------|----------|---------|---------------|-----------------|------------------------|-----------------------|------------|-----------------------------|-----------|------------|
| Type | Trim Options | Shape | Angle | Colour | Reflector Color | Accessories | LED Power | Beam Angle | Colour Temp | CRI | Dimming |
| CASTOR-3MINI | | | | | | | | | | | |
| | Trim | RD Round | FX Fix | WH Matt White | WH Matt White | None | 35N 6W | 10 10° | 27 2700K | Standard | ND Non-Dim |
| X | Trimless | | TL Tilt | MB Matt Black | MB Matt Black | AGL Anti-Glare Louvre | 50N 7.5W | 20 20° | 30 3000K | PA ProART | PH Phase |
| | | | | | | SL Soft Lens | 50C 10W | 35 35° | 35 3500K | | AN 0-10V |
| | | | | | | LSL Linear Spread Lens | 50P 13W | 60 60° | 40 4000K | | DA DALI |
| | | | | | | IP IP54 | | | 50 5000K | | |
| | | | | | | | WARM DIM LED MODULE | | | | DRIVER |
| | | | | | | | 35N 6W | 10 10° | WD WARM DIM | PA ProART | PH Phase |
| | | | | | | | 50N 7.5W | 20 20° | | | AN 0-10V |
| | | | | | | | 50P 13W | 35 35° | | | DA DALI |
| | | | | | | | | 60 60° | | | |
| *10° Beam angle option is only available with 35N and 50N WARM DIM LED Modules. | | | | | | | | | | | |
| | | | | | | | tuneWHITE™ LED MODULE | | | | DRIVER |
| | | | | | | | 50N 7.5W | 20 20° | TW18 tuneWHITE™ 1800K-4000K | PA ProART | DA DALI |
| | | | | | | | 50P 13W | 35 35° | TW27 tuneWHITE™ 2700K-6500K | | |
| | | | | | | | | 60 60° | | | |
| | | | | | | | flexiK LED MODULE | | | | DRIVER |
| | | | | | | | 50N 7.5W | 20 20° | FK## flexiK | PA ProART | PH Phase |
| | | | | | | | 50P 13W | 35 35° | | | AN 0-10V |
| | | | | | | | | 60 60° | | | DA DALI |

example: CASTOR-3MINI.X.RD.TL.WH.WH.IP.50P.35.27.DA

*Custom RAL colour options available.

denotes the first two digits of preferred CCT ranging from 1800K to 6500K by increment of 100K
 (ELR 100 PRO 25W LED Module, 35° Beam Angle, 3500K CCT, ProART CRI>95, Phase Dimmable Driver)